



Suppressing charge noise decoherence in superconducting charge qubits

J. A. Schreier,¹ A. A. Houck,¹ Jens Koch,¹ D. I. Schuster,¹ B. R. Johnson,¹ J. M. Chow,¹ J. M. Gambetta,² J. Majer,¹ L. Frunzio,¹ M. H. Devoret,¹ S. M. Girvin,¹ and R. J. Schoelkopf¹

¹*Department of Physics and Department of Applied Physics, Yale University, New Haven, Connecticut 06520, USA*

²*Institute for Quantum Computing and Department of Physics and Astronomy, University of Waterloo, Waterloo, Ontario, Canada N2L 3G1*

(Received 10 April 2008; published 12 May 2008)

We present an experimental realization of the transmon qubit, which is an improved superconducting charge qubit derived from the Cooper pair box. We experimentally verify the predicted exponential suppression of sensitivity to $1/f$ charge noise. This removes the leading source of dephasing in charge qubits which results in homogeneously broadened transitions with relaxation and dephasing times in the microsecond range. Our systematic characterization of the qubit spectrum, anharmonicity, and charge dispersion shows excellent agreement with theory.

DOI: [10.1103/PhysRevB.77.180502](https://doi.org/10.1103/PhysRevB.77.180502)

PACS number(s): 85.25.-j, 03.67.Lx, 42.50.Pq

Over the past decade, superconducting qubits have gained substantial interest as an attractive option for quantum information processing (cf. Refs. 1–3 for recent reviews). Although there already exist different realizations of superconducting qubits,^{4–7} all their coherence times are several orders of magnitude too short for large-scale quantum computation. Fortunately, an increase in coherence times from 2 ns in the first superconducting qubit⁴ to microsecond times in present experiments^{8–11} was already shown, which gives rise to hope that the remaining gap can be overcome by optimized quantum circuits and better materials. Coherence times can either be limited by dissipation (T_1) or dephasing (T_2^*). Most superconducting qubits have dephasing times much shorter than the limit $T_2^* = 2T_1$ imposed by dissipation, because they are plagued by the influence of $1/f$ noise in charge, flux, or critical current. The transmon qubit is an improved design¹² derived from the original charge qubit¹³ that renders it immune to its primary source of noise, $1/f$ charge noise, without making it more susceptible to either flux or critical current noise.

The transmon consists of two superconducting islands connected by a Josephson tunnel junction. The tunneling of Cooper pairs between the two islands is governed by two energy scales: the charging energy E_C and the Josephson energy E_J . The transmon has a Hamiltonian identical to the Cooper pair box (CPB), $\hat{H} = 4E_C(\hat{n} - n_g)^2 - E_J \cos \hat{\phi}$, where \hat{n} denotes the number of excess Cooper pairs on one of the islands and n_g the offset charge due to the electrostatic environment. Because there are no dc connections to the qubit, \hat{n} is integer valued like an angular momentum, and the conjugate variable $\hat{\phi}$ is a compact angle. Despite its basic CPB nature, the transmon is operated in a vastly different parameter regime where $E_J/E_C \gg 1$ (typically $E_J/E_C \sim 50$). The primary benefit of this regime is a suppression of the sensitivity to charge noise, which is exponential in the ratio E_J/E_C . The qubit spectrum becomes more uniformly spaced in the transmon, but it has been shown in Ref. 12 that the anharmonicity in the spectrum only decays as a weak algebraic function of E_J/E_C , allowing it to be used as an effective two-level system. One of the reasons for the long coherence times in this design is that the state of the transmon qubit cannot be de-

termined by any low-frequency measurement such as charge,⁴ flux,¹¹ or quantum capacitance.¹⁴ Nevertheless, its large transition dipole makes it ideally suited for a dispersive circuit QED readout.^{5,15}

Transmon qubits were successfully employed in several recent experiments.^{16–18} In this Rapid Communication, we present a detailed experimental characterization of the transmon itself, which demonstrates the suppression of charge noise and the resulting long coherence times. We have fabricated several transmon qubits, which show spectra in excellent agreement with the theoretical model to a few parts in 10^4 . We observe several energy levels of the transmon and show that the transition frequencies are distinct, with sufficient anharmonicity to allow fast control of the qubit. Measurements of the qubit frequency as a function of gate charge demonstrate the exponential suppression and, hence, immunity of the qubit to charge noise. Together, this enables coherent control of the qubit and results in a dephasing time T_2^* exceeding $2 \mu\text{s}$ without echo, which approaches the limit $T_2^* = 2T_1$.

We fabricate transmon qubits coupled to a transmission line cavity in a circuit QED architecture, realizing a Jaynes-Cummings Hamiltonian.^{5,15} In this Rapid Communication, we present results from three qubits on two different samples, a low- Q sample for fast spectroscopy and a high- Q sample for long coherence times. We employ minimal fabrication that limits materials complexity, requiring only two metal layers on a single-crystal sapphire substrate, with no crossovers or deposited dielectrics. The cavity is made of 180 nm thick dry-etched niobium, patterned with optical lithography, while the qubits consist of double-angle evaporated aluminum (100 and 20 nm thick layers), patterned with electron-beam lithography.¹⁹ In our qubits, the superconducting islands are connected by a pair of junctions in parallel (each $0.18 \times 0.25 \mu\text{m}^2$), which allows the effective Josephson energy to be tuned by an external magnetic field, $E_J = E_J^{\text{max}} |\cos(\pi\Phi/\Phi_0)|$.

Varying the magnetic field allows for the measurement of the spectra for qubits and cavity over a wide frequency range. In Fig. 1, we show data from the two-qubit sample, tracking the qubit and cavity frequencies as a function of the

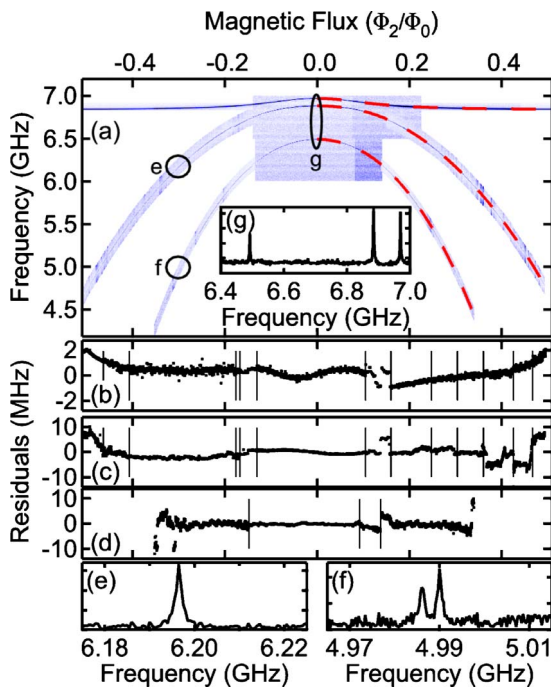


FIG. 1. (Color online) Spectrum of two transmon qubits coupled to a cavity. (a) Observed spectrum as a function of magnetic field. Data was obtained in several runs with both transmission and spectroscopy measurements and manually stitched together [stitch points are given by vertical lines in (b)–(d)]. The dashed line is the theoretical fit to the data (only shown on the right for clarity). The charging energies $E_{C1}/h=386$ MHz and $E_{C2}/h=332$ MHz are obtained from the charge dispersion and held fixed. Fit parameters and their obtained optimal values are the maximum Josephson energies $E_{J1}^{\max}/h=17.45$ GHz and $E_{J2}^{\max}/h=18.06$ GHz, coupling strengths $g_1/2\pi=47$ MHz and $g_2/2\pi=169$ MHz, cavity frequency $\omega_c/2\pi=6.84$ GHz, and the flux periodicity for each qubit with $\Phi_1=0.67\Phi_2$. (b), (c), and (d) show the absolute errors of the model fit for the cavity, qubit 1, and qubit 2, respectively. (f) shows the only spurious avoided crossing, while (e) and (g) show typical line cuts from spectroscopy and transmission.

field. When the qubits are near resonance with the cavity, all three spectral lines can be observed in a transmission measurement. Away from resonance, the cavity is still measured in transmission, while the qubits are measured in spectroscopy.^{5,20} In the high- E_J/E_C limit, the bare qubit frequency follows the asymptotic form $\hbar\omega_0=\sqrt{8E_JE_C}-E_C$.¹² A more accurate description of the spectrum can be obtained from the diagonalization of the transmon Hamiltonian and by using this as input to a two-qubit Jaynes–Cummings model. The resulting theoretical fit agrees well with measurements of cavity and qubits over a frequency range of 2.5 GHz.

In order to allow for high-fidelity qubit control, any qubit must not be coupled to uncontrolled degrees of freedom. The complete spectrum enables a systematic search for spurious avoided crossings, often attributed to two-level fluctuators in junctions.^{21,22} We measure the spectra at ~ 2000 magnetic field values such that each qubit never moves more than 2.5 MHz in each field step. Data were taken in several independent runs, and small field offsets were needed to “stitch” separate runs together. Each peak is fitted to a Lorentzian to

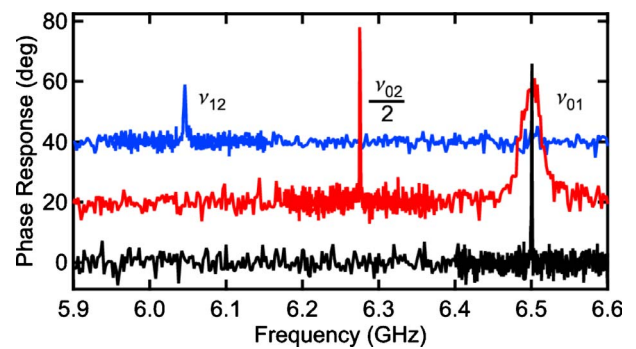


FIG. 2. (Color online) Anharmonicity of a transmon qubit. Data presented for qubit 1 at $E_J/E_C=40$. Three qubit transitions are measured: the 01 transition in a single tone spectroscopic measurement (bottom), the two-photon 02 process with a 35 dB stronger drive (middle, offset), and the 12 transition (top, offset) while populating the transmon excited state with a second drive on the 01 transition. The second excited state of the transmon is not populated with either the two-photon 02 process or a tone on the 12 transition at normal spectroscopy powers (bottom). The 01 and 12 transitions are separated by 455 MHz; the transmon can therefore be treated as a two-level system even during fast control operations.

extract the center position. The typical qubit linewidth is 2 MHz due to power broadening,²⁰ with center frequency determined with 300 kHz precision. Flux jumps, long-term flux drift, and “stitching” errors ultimately limit the overall accuracy to a few parts in 10^4 .

While magnetic flux jumps are clearly visible in the spectrum, we see only one spurious crossing in one qubit (Fig. 1 at point c) with an avoided crossing of 3.8 MHz at $\omega_{01}/2\pi=4.988$ GHz. Each qubit is measured over a range of ~ 2.5 GHz. The avoided crossing is observed to be local and flux independent, affecting only one of the two qubits and reproduced at both values of the magnetic flux where $\omega_{01}/2\pi=4.988$ GHz. With the given density and precision of the data set, we can reliably detect all avoided crossings down to a splitting of ~ 4 MHz. By requiring a hybridization of less than 1% with the crossing, merely 38 MHz of the presented two qubit spectrum is excluded, which gives 99% usability for qubit operations. Over most of the available frequency range, a high-fidelity qubit control should be achievable, limited only by T_1 and T_2^* .

The density of avoided crossings we observe in this sample (one per 5 GHz per qubit) is typical of our devices. Over the past years, we have measured ~ 10 transmon and ~ 10 CPB qubits over a total frequency range of ~ 20 GHz, and seen three additional crossings with splittings of 8, 16, and 60 MHz. With this low density of avoided crossings, the failure rate ($\leq 5\%$) of qubits due to the occurrence of a splitting at the desired operating frequency is acceptably small. This may be due to the small area of the junctions, the simple fabrication process, or the well-controlled electromagnetic environment presented to the qubit by the cavity.

The ability to independently address the 01 transition (where the integers enumerate the transmon levels) is a requirement for reducing the transmon to an effective two-level system. Figure 2 shows spectroscopic measurements of the 01 and 12 transitions, both of which are one-photon tran-

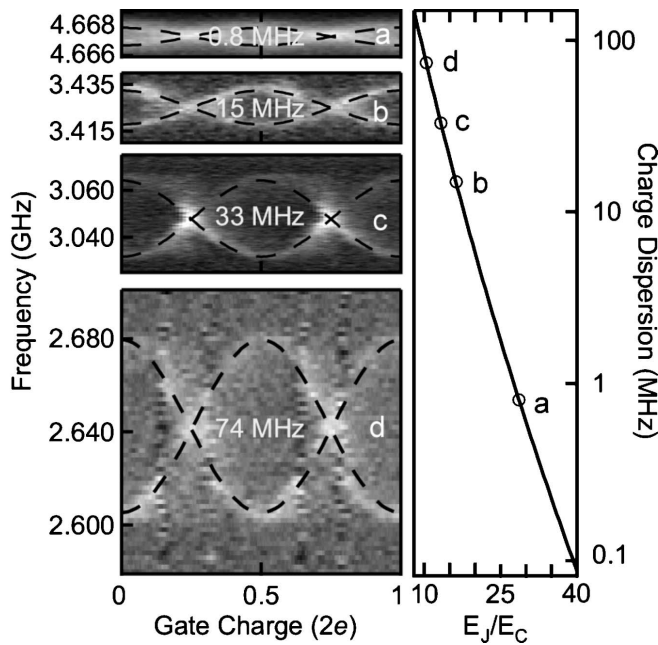


FIG. 3. Exponential suppression of charge dispersion. Data are presented for qubit 2 at four different values of E_J , where (a) $E_J/E_C=28.6$, (b) 16.3, (c) 13.3, and (d) 10.4. Spectroscopic measurements of qubit frequency while changing the gate voltage reveal the expected sinusoidal frequency bands. The width of the band (charge dispersion) is decreased from 74 to 0.8 MHz. Two sinusoids are evident as random quasiparticle tunneling events cause the frequency curve to shift by one electron. The measured charge dispersion agrees well with the theoretical prediction (right).

sitions and are well resolved in frequency space. The 12 transition is measured while populating the first excited state with a separate drive on the 01 transition. The anharmonicity, $\alpha/2\pi = \nu_{12} - \nu_{01} = -455$ MHz, is sufficiently large for fast (few nanoseconds) gate operations.²³ The two-photon 02 transition can also be driven, but requires 35 dB more power.

Having established that the transmon can, indeed, be operated as a qubit, we now turn to the verification of the predicted immunity to $1/f$ charge noise. Charge noise causes random fluctuations in the qubit frequency and, hence, dephasing, which limited T_2^* in the first CPB⁴ to only a few nanoseconds. T_2^* can be dramatically improved by operating at an extremum of $\omega_{01}(n_g)$, a “sweet spot,”⁸ where the qubit is insensitive to first-order charge variations. The crucial idea of the transmon is to drastically reduce the total variation in qubit frequency over all possible gate charges. From the transmon Hamiltonian, one expects that this “charge dispersion” is suppressed as $\sim \exp(-\sqrt{8E_J/E_C})$ in the high- E_J/E_C limit.¹²

Here, we directly measure the suppression of charge dispersion for a transmon qubit in the crossover from the low- E_J/E_C to the high- E_J/E_C regime. At several values of E_J , we spectroscopically determine the qubit frequency ω_{01} while varying the gate voltage for a single qubit ($E_{C2}=332$ MHz). As shown in Fig. 3, this demonstrates the rapid decrease in charge dispersion when increasing E_J/E_C and shows excellent agreement between experiment and theory. As E_J/E_C is increased by a factor of 2.5, the charge

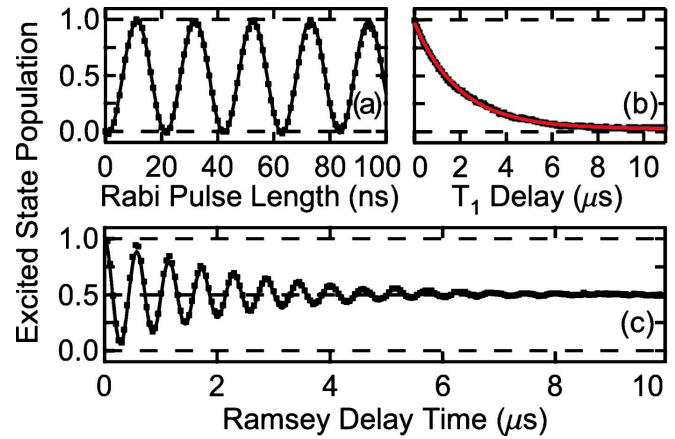


FIG. 4. (Color online) High fidelity qubit control and long coherence times in a transmon. Data from a third qubit, measured at the flux sweet spot with $E_C \sim 380$ MHz and $E_J/E_C \sim 50$. (a) Rabi oscillations with $100.5 \pm 2\%$ visibility. (b) Relaxation from excited state. Measurements of qubit state while varying delay after a π pulse yield $T_1 = 1.87 \mu\text{s}$. (c) Ramsey fringes, measured by varying a delay between two $\pi/2$ pulses, show a long dephasing time $T_2^* = 2.22 \mu\text{s}$ (no echo).

dispersion is suppressed by 2 orders of magnitude. At even higher values of E_J/E_C , we expect the charge dispersion for this qubit to be 13 kHz at $E_J/E_C=50$ and 8 Hz at $E_J/E_C=100$, which essentially eliminates the effects of low-frequency charge noise. The exponential sensitivity of charge dispersion also makes it a useful tool for a very accurate determination of E_C . The charging energy obtained with this method is consistent with values extracted from the anharmonicity data.

From the transmon Hamiltonian, we expect a single-valued function for ω_{01} , which is sinusoidal in n_g . Instead, we observe a combination of two such curves shifted by half a period (cf. Fig. 3). This is consistent with the tunneling of quasiparticles between the two superconducting islands, which results in the qubit frequency switching between the two curves. However, while a quasiparticle tunneling event (“quasiparticle poisoning”) completely dephases a qubit in the low- E_J/E_C limit²⁴, such events do not appreciably affect the frequency of the transmon and therefore have minimal contribution to pure dephasing for $E_J/E_C > 30$. These events may still cause a contribution to qubit relaxation; a rough estimate indicates that one in 20 tunneling events would cause the qubit to relax.^{12,24} In the present experiment, individual tunneling events are too frequent to be resolved, i.e., the tunneling time τ is shorter than 50 ns. However, a separation of the two values of ω_{01} can be spectroscopically resolved down to ~ 1 MHz [Fig. 3(a)], which implies no motional narrowing and $\tau \geq 200$ ns.

With this suppressed charge dispersion, the dephasing time for the transmon is expected to be substantially improved. In Fig. 4, we show time-domain measurements demonstrating reliable control and long coherence. These experiments were performed with a third qubit in a higher- Q cavity to limit spontaneous emission due to the Purcell effect.^{17,25} The qubit was measured at the flux sweet spot,⁸ where $E_J/E_C \sim 50$ and the residual charge dispersion is ~ 15 kHz.

As a benchmark for the reliability of qubit control, we measure the visibility of Rabi oscillations to be $100.5 \pm 2\%$, calculated with linear extrapolation from a calibrating saturation pulse.⁹ The relaxation time $T_1 = 1.87 \pm 0.02 \mu\text{s}$ is found by varying the delay after a π pulse and fitting an exponential to the decay of the excited state population. The dephasing time T_2^* is $2.22 \pm 0.03 \mu\text{s}$, measured without echo by varying the Ramsey delay time between two $\pi/2$ pulses and fitting the observed fringes to an exponentially damped sinusoid. As T_2^* is of the order of T_1 , the qubit is nearly homogeneously broadened, even though ten electrons of charge noise were intentionally applied to the gate. The extracted pure dephasing time $T_\varphi = 5.5 \pm 0.2 \mu\text{s}$ is similar to the dephasing time expected from residual charge dispersion ($\sim 10 \mu\text{s}$). We anticipate that samples with even higher E_J/E_C could further increase T_φ . Away from the flux sweet spot, T_2^* remains long without echo. We have measured $T_1 = 1.35 \pm 0.07 \mu\text{s}$ and $T_2^* = 1.75 \pm 0.05 \mu\text{s}$ at $\Phi = 0.23\Phi_0$ (1 GHz) away from the flux sweet spot.

The dephasing times T_2^* for both qubits on the two-qubit sample also approach $1 \mu\text{s}$, but are Purcell limited due to the low- Q cavity. In fact, short relaxation times in previous

devices^{16–18} can also be attributed to the Purcell effect, where relaxation due to higher harmonics of the cavity is essential for a proper prediction of T_1 . A demonstration of consistently long T_1 and T_2^* across many qubits will be reported in a future paper.

In conclusion, we have presented a detailed characterization of the transmon qubit, an optimized version of the CPB. The measurements were performed in a circuit QED architecture. All results show excellent agreement with theoretical predictions. The qubits exhibit clean and well-understood spectra, with sufficient anharmonicity for fast qubit control. The exponential suppression of charge noise sensitivity gives rise to nearly T_1 limited dephasing, which gives hope that further improvements in T_1 could result in even longer T_2^* .

We acknowledge valuable discussions with John Martinis. This work was supported by Yale University (A.A.H. and J.K.), CNR-Istituto di Cibernetica (L.F.), LPS/NSA under ARO Contract No. W911NF-05-1-0365, and the NSF under Grants No. DMR-0653377 and No. DMR-0603369.

-
- ¹Y. Makhlin, G. Schön, and A. Shnirman, *Rev. Mod. Phys.* **73**, 357 (2001).
- ²M. H. Devoret and J. M. Martinis, *Quantum Inf. Process.* **3**, 163 (2004).
- ³J. Q. You and F. Nori, *Phys. Today* **58**(11), 42 (2005).
- ⁴Y. Nakamura, Y. A. Pashkin, and J. S. Tsai, *Nature (London)* **398**, 786 (1999).
- ⁵A. Wallraff, D. I. Schuster, A. Blais, L. Frunzio, R.-S. Huang, J. Majer, S. Kumar, S. M. Girvin, and R. J. Schoelkopf, *Nature (London)* **431**, 162 (2004).
- ⁶C. H. van der Wal, A. C. J. ter Haar, F. K. Wilhelm, R. N. Schouten, C. J. P. M. Harmans, T. P. Orlando, S. Lloyd, and J. E. Mooij, *Science* **290**, 773 (2000).
- ⁷J. M. Martinis, S. Nam, J. Aumentado, and C. Urbina, *Phys. Rev. Lett.* **89**, 117901 (2002).
- ⁸D. Vion, A. Aassime, A. Cottet, P. Joyez, H. Pothier, C. Urbina, D. Esteve, and M. H. Devoret, *Science* **296**, 886 (2002).
- ⁹A. Wallraff, D. I. Schuster, A. Blais, L. Frunzio, J. Majer, M. H. Devoret, S. M. Girvin, and R. J. Schoelkopf, *Phys. Rev. Lett.* **95**, 060501 (2005).
- ¹⁰F. Yoshihara, K. Harrabi, A. O. Niskanen, Y. Nakamura, and J. S. Tsai, *Phys. Rev. Lett.* **97**, 167001 (2006).
- ¹¹P. Bertet, I. Chiorescu, G. Burkard, K. Semba, C. J. P. M. Harmans, D. P. DiVincenzo, and J. E. Mooij, *Phys. Rev. Lett.* **95**, 257002 (2005).
- ¹²J. Koch, T. M. Yu, J. M. Gambetta, A. A. Houck, D. I. Schuster, J. Majer, A. Blais, M. H. Devoret, S. M. Girvin, and R. J. Schoelkopf, *Phys. Rev. A* **76**, 042319 (2007).
- ¹³V. Bouchiat, D. Vion, P. Joyez, D. Esteve, and M. H. Devoret, *Phys. Scr.*, T **T76**, 165 (1998).
- ¹⁴T. Duty, G. Johansson, K. Bladh, D. Gunnarsson, C. Wilson, and P. Delsing, *Phys. Rev. Lett.* **95**, 206807 (2005).
- ¹⁵A. Blais, R.-S. Huang, A. Wallraff, S. M. Girvin, and R. J. Schoelkopf, *Phys. Rev. A* **69**, 062320 (2004).
- ¹⁶D. I. Schuster, A. A. Houck, J. A. Schreier, A. Wallraff, J. M. Gambetta, A. Blais, L. Frunzio, J. Majer, B. R. Johnson, M. H. Devoret, S. M. Girvin, and R. J. Schoelkopf, *Nature (London)* **445**, 515 (2007).
- ¹⁷A. A. Houck, D. I. Schuster, J. M. Gambetta, J. A. Schreier, B. R. Johnson, J. M. Chow, L. Frunzio, J. Majer, M. H. Devoret, S. M. Girvin, and R. J. Schoelkopf, *Nature (London)* **449**, 328 (2007).
- ¹⁸J. Majer, J. M. Chow, J. M. Gambetta, J. Koch, B. R. Johnson, J. A. Schreier, L. Frunzio, D. I. Schuster, A. A. Houck, A. Wallraff, A. Blais, M. H. Devoret, S. M. Girvin, and R. J. Schoelkopf, *Nature (London)* **449**, 443 (2007).
- ¹⁹L. Frunzio, A. Wallraff, D. I. Schuster, J. Majer, and R. J. Schoelkopf, *IEEE Trans. Appl. Supercond.* **15**, 860 (2005).
- ²⁰D. I. Schuster, A. Wallraff, A. Blais, L. Frunzio, R.-S. Huang, J. Majer, S. M. Girvin, and R. J. Schoelkopf, *Phys. Rev. Lett.* **94**, 123602 (2005).
- ²¹R. W. Simmonds, K. M. Lang, D. A. Hite, S. Nam, D. P. Pappas, and J. M. Martinis, *Phys. Rev. Lett.* **93**, 077003 (2004).
- ²²J. M. Martinis, K. B. Cooper, R. McDermott, M. Steffen, M. Ansmann, K. D. Osborn, K. Cicak, S. Oh, D. P. Pappas, R. W. Simmonds, and C. C. Yu, *Phys. Rev. Lett.* **95**, 210503 (2005).
- ²³M. Steffen, J. M. Martinis, and I. L. Chuang, *Phys. Rev. B* **68**, 224518 (2003).
- ²⁴R. M. Lutchyn, L. I. Glazman, and A. I. Larkin, *Phys. Rev. B* **74**, 064515 (2006).
- ²⁵E. M. Purcell, *Phys. Rev.* **69**, 681 (1946).